

ZoteroBib quickstart guide

zoterobib

Enter a URL, ISBN, DOI, PMID, arXiv ID, or title Cite

Manual Entry

1. Search for zoterobib OR go directly to <https://zbib.org/>
2. For online sources paste the URL into the search box (see next section for books and other offline sources) and click 'cite'.
3. Check the result. Does it match your source?
 - a. Author (is this correct? Is it missing?)
 - b. Title (is this correct? Is it in sentence case Not Title Case)
 - c. Date (this is often missing)
4. If something is missing or incorrect, click Edit. See over for examples.
5. If you have a 'Corporate Author' (an organisation rather than a person, or a username rather than an actual name, you will need to change the author type (see below)

Item Type

Title

Author [-] [+]

Add more authors here

If your author is an organisation (e.g. Blanchelande College) or has a screen name (e.g. for YouTube videos), click this button to get the 'corporate author' box

Author [-] [+]

6. When finished, click 'Done', then make sure you have selected the right referencing style

Choose **APA 6th Edition** (it includes 'date accessed', which JCO requires).

Bibliography

American Psychological Association 6th edition

Royce, J. (2020, July 29). The integrity of integrity. Retrieved 15 January 2026, from Honesty, honestly... website: <https://www.read2live.com/2020/07/29/the-integrity-of-integrity/>




Click on the reference if you want to edit it

Click here to copy the REFERENCE and the CITATION into your referencing document on your OneDrive

7. Copy your reference and citation into your referencing document so they are ready to use in your report.

Common item types:

- **Web Page:** use for all types of website **including YouTube videos**. Leave **Website Type** blank except for videos, where you put *Video*!
- **Book:** use for most books
- **Journal article:** use for articles you find on sites like Google Scholar or JSTOR
- **Book section:** use if you have only used one chapter in a book where there are different authors for different chapters
- **Newspaper/magazine article:** best for PRINT newspapers and magazines. If you used an online version it is often easier just to reference as a website
- **Podcast:** for podcasts!
- **Blog:** can use this instead of website for sites that are obviously blogs – but it doesn't matter too much

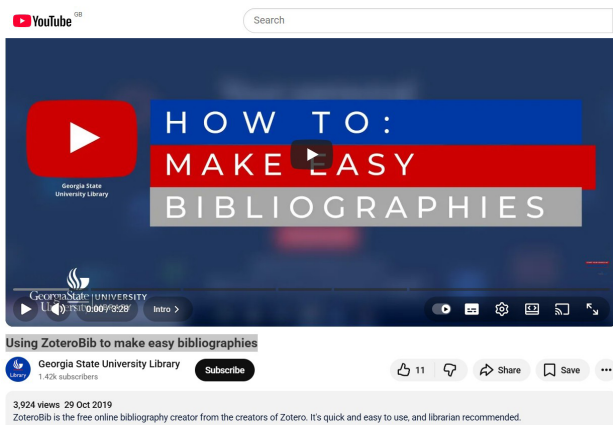
Item Type	Web Page
Title	Title of the page, article or video
Author	Last Name First Name   
Website Title	Name of the whole site e.g. YouTube, BBC News
Website Type	Leave blank (unless it's a video)
Publisher	Leave blank
Date	Date published (YYYY-MM-DD)
Publisher	Leave blank
Place	Leave blank
DOI	Leave blank
Citation Key	Leave blank
URL	Webpage address www.....
Accessed	Date YOU looked at it (YYYY-MM-DD)
Short Title	Leave blank
Language	Leave blank

Change author type if you need to

Web Page quickstart guide

If there is info you can't find, leave the box blank

YouTube video example



Item Type	Web Page
Title	Using ZoteroBib to make easy bibliographies
Author	Georgia State University Library
Website Title	YouTube
Website Type	Video
Publisher	
Date	2019-10-29
Publisher	
Place	
DOI	
Citation Key	
URL	https://www.youtube.com/watch?v=EJTU16Rg4JA
Accessed	2026-01-15T07:53:38Z
Short Title	
Language	

[Using ZoteroBib to make easy bibliographies - YouTube](https://www.youtube.com/watch?v=EJTU16Rg4JA)

<https://www.youtube.com/watch?v=EJTU16Rg4JA>

Books

If you know the ISBN (barcode on the back, or listed on the copyright page), paste it into the search box. This will often give you one, very accurate result, like the one below:

Tibballs, G. (2016). *The good, the bad and the wurst: The 100 craziest moments from the Eurovision Song Contest*. London: Robinson.



Watch out for odd punctuation and cases that you might need to fix (in the example below the place of publication is in square brackets, which should be removed).

Alcott, L. M. (2015). *Jo's boys*. [London]: Puffin Books.

If you need to change anything, use the Edit function as for websites.

You only need to worry about the fields down to 'place' (unless you used an online copy of the book). You can ignore everything else.

Item Type	Book		
Title	Jo's boys		
▼ Author	Alcott	Louisa May	<input type="button" value="☐"/> <input type="button" value="-"/> <input type="button" value="+"/>
Series	Puffin classics		
Series Number			
Volume			
# of Volumes			
Edition			
Date	2015		
Original Date	1886		
Publisher	Puffin Books		
Place	London		

If the book says e.g. '2nd edition' then type '2nd' in the Edition box

For a classic book like Jo's Boys, you will also want to add the original publication date. Only do this for books over about 20 years old!

You can also search for a book by **title** if you don't know the ISBN, but this is much harder because you then have to sort through a list to work out which edition you used.

Journal Articles

Item Type	Journal Article		
Title	Creative commons reboot of the FOSIL-based heroic inquiry cy		
Author	Toerien	Darryl	<input type="checkbox"/> - +
Author	Rose	Hugh	<input type="checkbox"/> - +
Publication	Learning Hub		
Publisher			
Place			
Date	2025-04-16		
Volume	1		
Issue	2		
Section			
Part Number			
Part Title			
Pages			
Series			
Series Title			
Series Text			
Journal Abbr			
DOI			
Citation Key			
URL	https://scholarworks.sjsu.edu/learning-hub/vol1/iss2/1		
Accessed	2026-01-22		

If there is a print edition available, or if the article is a PDF, you should put the page numbers too

The URL can sometimes be a good place to find the volume and issue number or the date